

Online Filing SE, Module 1

Creating an account and getting started

Elina Staaf

Patent Engineer and Submission systems support staff

Member of the Online Filing SE implementation team, PRV

General information

Online Filing SE will replace EPOline / eOLF for submission of:

- National Swedish patent applications
- EP validations
- SPC
- PCT
- EP1001
- Subsequent actions for all the above,
except EP1001 / postbox applications, or PCT wherein the role of PRV as RO
has been completed and another organization is selected as ISA, IPEA or SIS.

Similarities vs eOLF

- Can save drafts and turn over the draft to another user
- Drafts and submissions are saved in the system for up to 6 months
- Payment is done after submission, by deposit account or the PRV payment portal

Similarities vs eOLF

- Can save drafts and turn over the draft to another user
- Drafts and submissions are saved in the system for up to 6 months
- Payment is done after submission, by deposit account or the PRV payment portal

Differences vs eOLF

- Web client, not desktop client
- Login via EPO account and 2-factor authentication
- Does not require EPO smart card or WIPO soft certificate
- Supports various different roles for users (.e.g Main user, drafter, signer, sender)
- No folder structure within an organisation
- No templates or address book, but can clone drafts

Creating your account

Recommended process

- Create your personal account, *without modifying the suggested user name*.
- Join one or more organisations only *after* you have created your personal account.
- In this manner, you minimize the risk of the account becoming corrupted and needing to be removed.

Example: Creating an account

PATENT OCH
REGISTRERINGS
VERKET

PRV

Online Filing SE

Välkommen till Online Filing SE

Logga in i Online Filing SE för att börja hantera
inlämningar i patentärenden.

Welcome to Online Filing SE

Sign in to Online Filing SE to begin to manage
patent filings.

If you have an EPO account



Logga in med externt EPO konto | Sign in with external EPO account

or/eller

Skapa nytt konto | Create new account

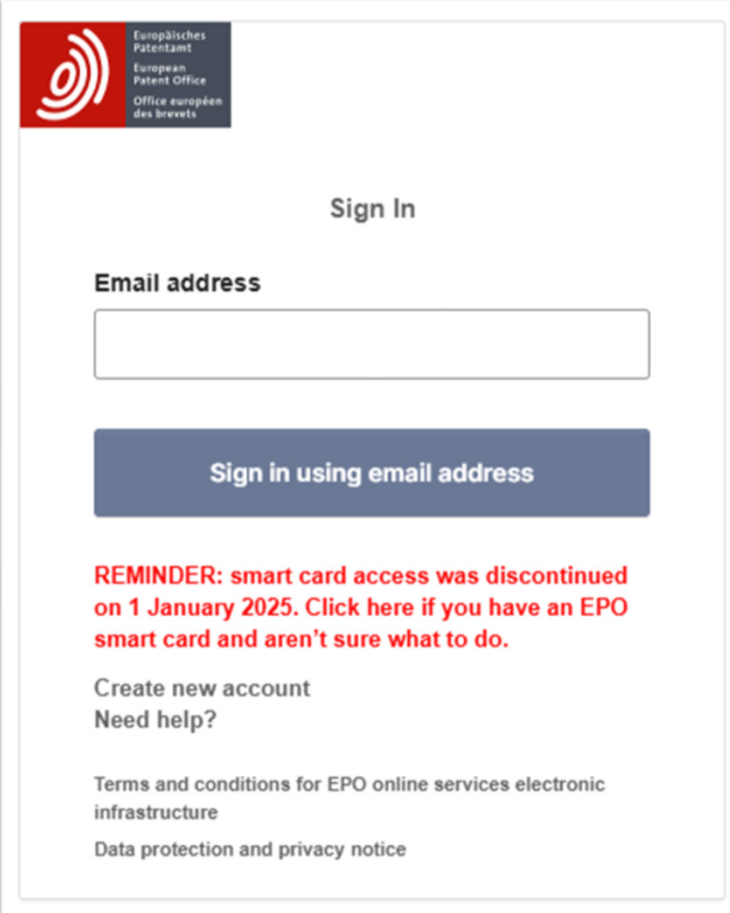


If you do not have an EPO account

PRV

In cooperation with the **European Patent Office**

Example: Sign in using External EPO account



The screenshot shows the EPO Sign In page. At the top left is the EPO logo with the text 'Europäisches Patentamt', 'European Patent Office', and 'Office européen des brevets'. The main heading is 'Sign In'. Below it is a label 'Email address' followed by a text input field. Under the input field is a blue button labeled 'Sign in using email address'. Below the button is a red reminder text: 'REMINDER: smart card access was discontinued on 1 January 2025. Click here if you have an EPO smart card and aren't sure what to do.' At the bottom are links for 'Create new account', 'Need help?', 'Terms and conditions for EPO online services electronic infrastructure', and 'Data protection and privacy notice'.

Europäisches Patentamt
European Patent Office
Office européen des brevets

Sign In

Email address

Sign in using email address

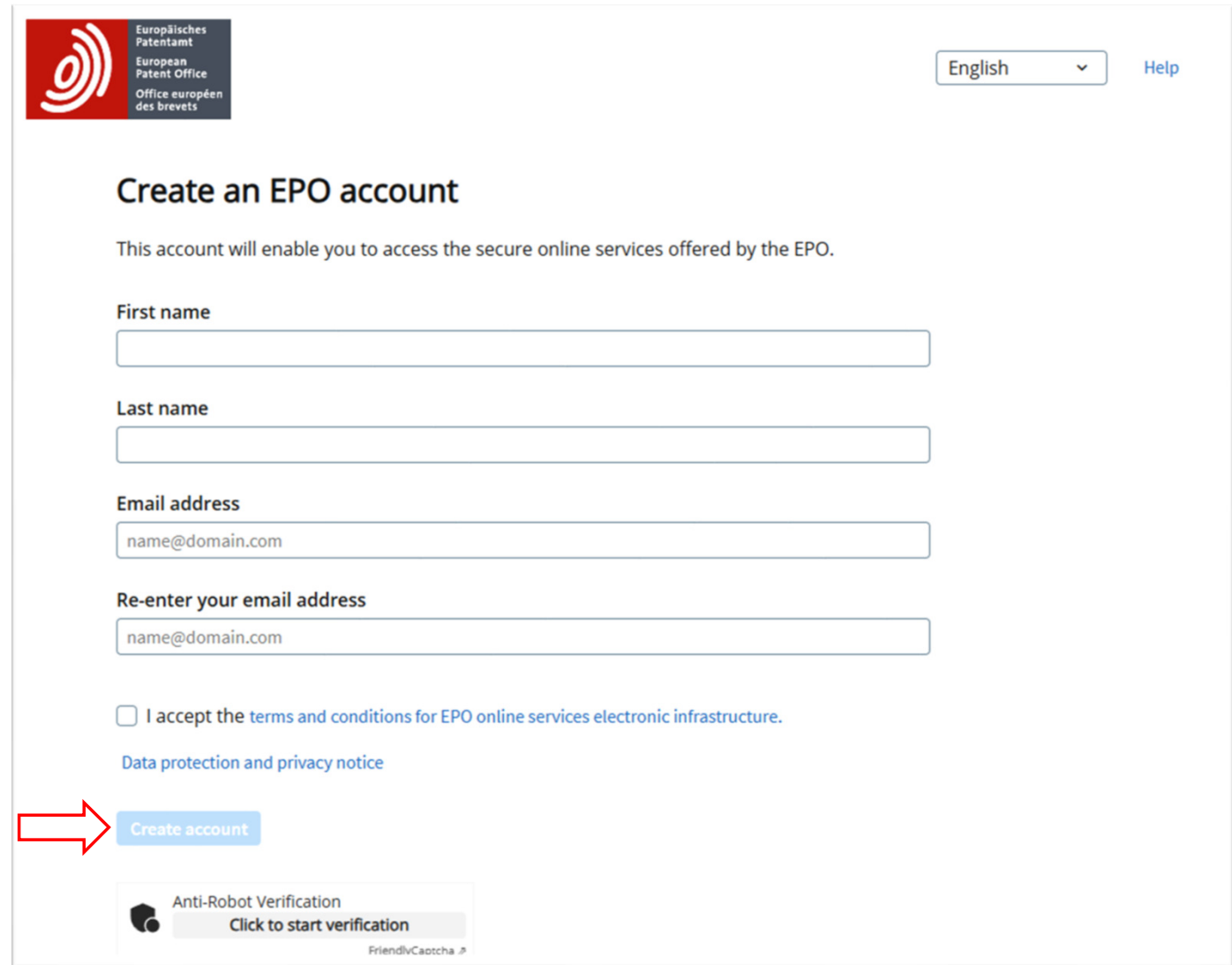
REMINDER: smart card access was discontinued on 1 January 2025. Click here if you have an EPO smart card and aren't sure what to do.

Create new account
Need help?

Terms and conditions for EPO online services electronic infrastructure
Data protection and privacy notice

Example: Create an EPO account

- Fill out the application

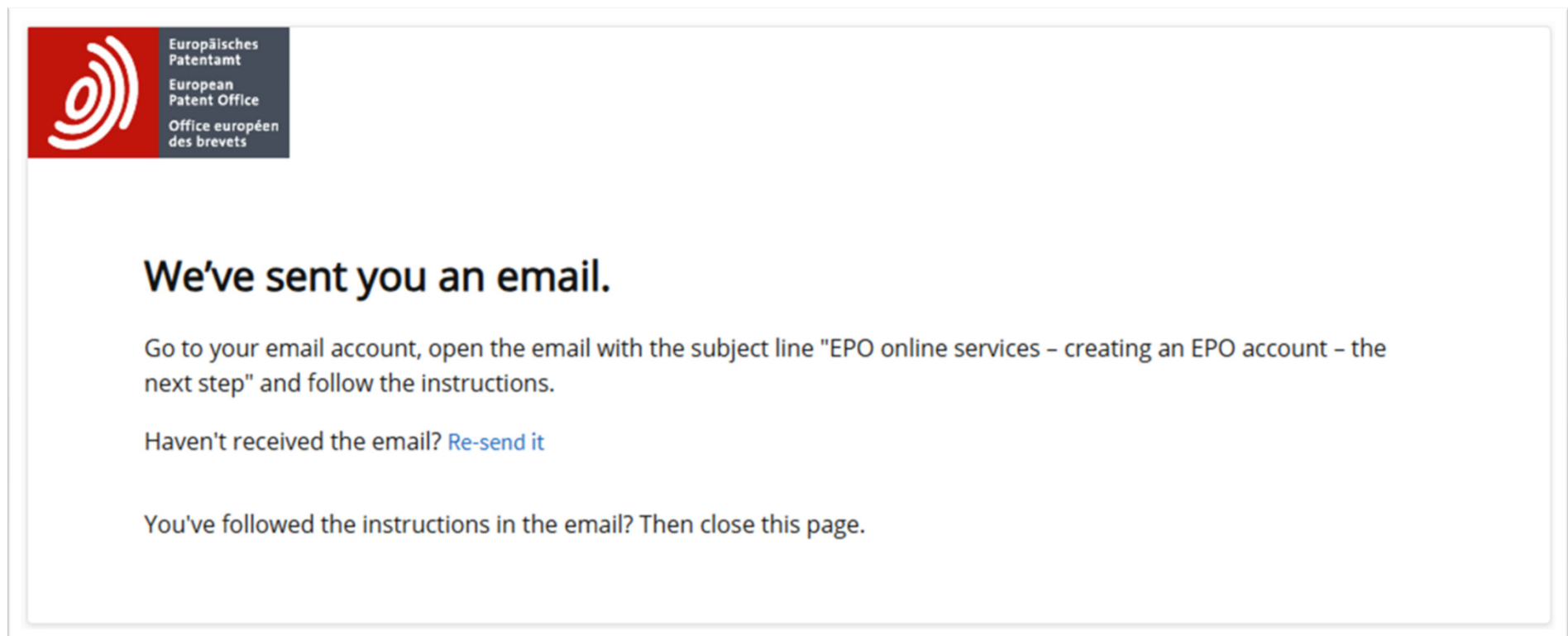


The screenshot shows the EPO account creation page. At the top left is the EPO logo with the text 'Europäisches Patentamt', 'European Patent Office', and 'Office européen des brevets'. At the top right is a language dropdown menu set to 'English' and a 'Help' link. The main heading is 'Create an EPO account', followed by the text 'This account will enable you to access the secure online services offered by the EPO.' The form contains four input fields: 'First name', 'Last name', 'Email address' (with 'name@domain.com' pre-filled), and 'Re-enter your email address' (also with 'name@domain.com' pre-filled). Below the fields is a checkbox labeled 'I accept the terms and conditions for EPO online services electronic infrastructure.' with a link to 'Data protection and privacy notice'. A red arrow points to the 'Create account' button. At the bottom, there is an 'Anti-Robot Verification' section with a 'Click to start verification' button and the 'FriendlyCaptcha' logo.

- Press the **Create Account**-button

Example: Create an EPO account

Confirmation e-mail



Example: Confirmation E-mail and password setup

Follow the instructions in the e-mail, set up your password, and press “Next”

Hello Christoffer Ladestam,

You're in the process of creating an EPO account.



The next step is to set a password.

Set a password for your EPO account

Button valid for the next 7 days

If the button doesn't open the page **Set password for your EPO account**, copy and paste the following link into your web browser.
<https://login.epo.org/tokens/xLnClb9gI5OAz6Hc2uC/verify>

If you have trouble accessing your account, write to support@epo.org.



Set up password

Ⓜ

Password requirements:

- At least 10 characters
- A lowercase letter
- An uppercase letter
- A number
- No parts of your username
- Password can't be the same as your last 10 passwords

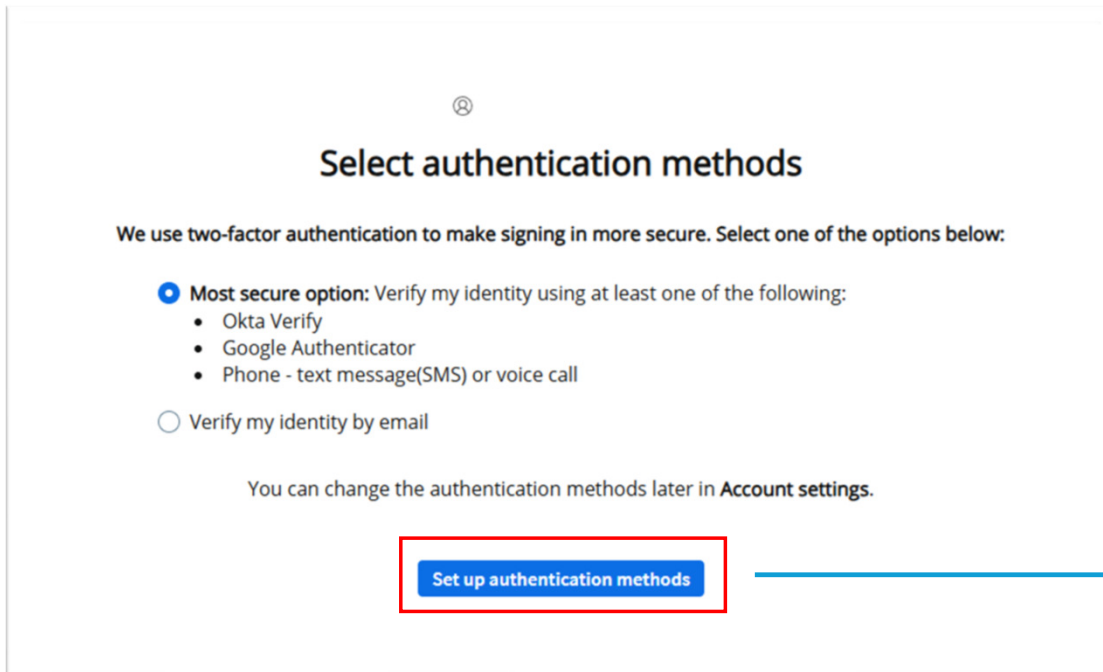
Enter password


Re-enter password

Next

Example: Select authentication method

Select the authentication method of your choice





Select authentication methods

We use two-factor authentication to make signing in more secure. Select one of the options below:

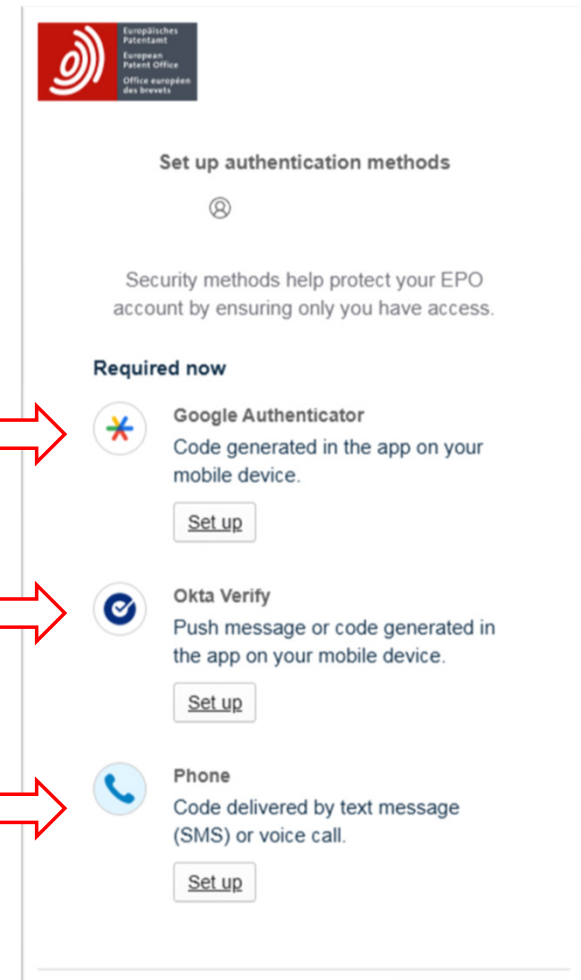
☒ **Most secure option:** Verify my identity using at least one of the following:



- Okta Verify
- Google Authenticator
- Phone - text message(SMS) or voice call

☐ Verify my identity by email

You can change the authentication methods later in **Account settings**.


[Set up authentication methods](#)





 **Set up authentication methods** 

Security methods help protect your EPO account by ensuring only you have access.

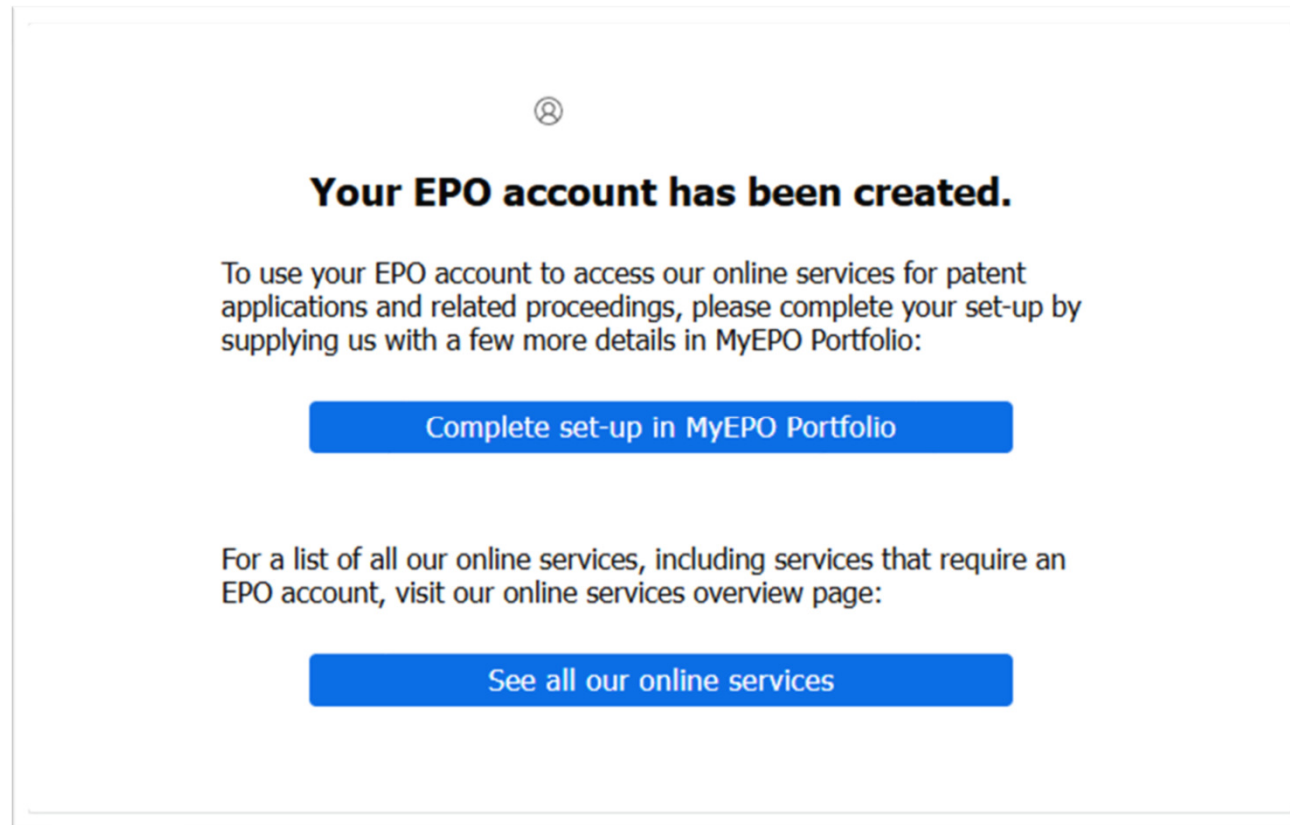
Required now

 **Google Authenticator**
Code generated in the app on your mobile device.
[Set up](#)

 **Okta Verify**
Push message or code generated in the app on your mobile device.
[Set up](#)

 **Phone**
Code delivered by text message (SMS) or voice call.
[Set up](#)

Example: Account creation confirmation



Example: Verify your 2-factor authentication

Verify your 2 factor authentication with your password and the two-factor authentication

The diagram illustrates the two-step process of 2-factor authentication verification for the European Patent Office (EPO).

Step 1: Verify with your password

The first screen displays the EPO logo and a lock icon with four asterisks. Below the text "Verify with your password" is a user icon. A "Password" field contains masked characters (dots) and a toggle for visibility. A blue "Verify" button is positioned below the field. A link for "Forgotten your password?" is at the bottom.

Step 2: Verify it's you with a security method

The second screen shows the EPO logo and the text "Verify it's you with a security method" with a user icon. Below this, it says "Select from the following options". A red box highlights the "Google Authenticator" option, which includes its logo and a "Select" button. A red arrow points to the "Select" button. Below the options, the text "Select your authentication of choice" is displayed.

Example: Creating an account in Online Filing SE

- Confirm your information
- Do **NOT** change your user name (it can be changed later)

Press the button

Start exploring Online Filing SE

Välkommen till Online Filing SE
Vi skapar ditt konto, med informationen som hämtats från din identitetsleverantör.

Welcome to Online Filing SE
We are creating your account, using the information retrieved from your selected identity provider.

Information från identitetsleverantör. | Information retrieved from Identity Provider.

Förnamn | First name
Kristoffer

Efternamn | Last name
Ladestam

ID
cladestam-38

Ditt unika användarnamn. Du kan ändra det här. | This is your unique username. You can change it now.

Övrig information | Additional information

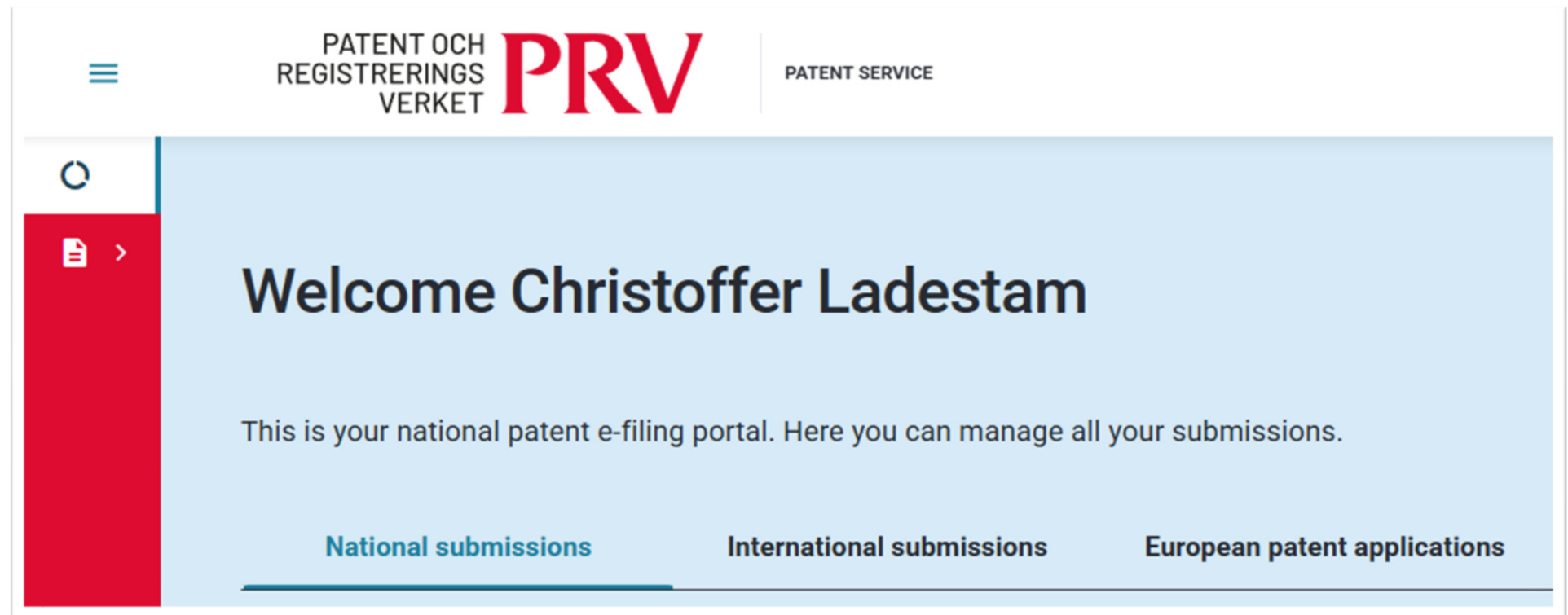
E-post | E-mail
name@company.nn

☐ Jag godkänner PRV:s hantering av persondata och har läst informationen för [dataskydd](#).
I consent to PRV's handling of personal information and have read the information text for [data protection](#).

Börja utforska Online Filing SE | Start exploring Online Filing SE

Example: Your dashboard

Now you are ready to start exploring Online Filing SE



Getting started

Dashboard: National submission

PATENT OCH REGISTRERINGS VERKET **PRV** ONLINE FILING SE

EN ES

This is your national patent e-filing portal. Here you can manage all your submissions.

National submissions International submissions European patent applications

National patent applications

4 Draft
0 Waiting to be signed
0 Waiting to be paid
0 Ready to be sent

Create Subsequent action Create submission

EP validations

1 Draft
0 Waiting to be signed
0 Waiting to be paid
0 Ready to be sent

Create Subsequent action Create submission

Applications for a supplementary protection certificate (SPC)

1 Draft
0 Waiting to be signed
0 Waiting to be paid
0 Ready to be sent

Create Subsequent action Create submission

Dashboard: International Submissions - PCT

The screenshot shows the PRV online filing dashboard. At the top, the header includes the PRV logo, the text 'PATENT OCH REGISTRERINGS VERKET', 'ONLINE FILING SE', and language selection options (EN, ES). A red sidebar on the left contains a menu icon and a document icon. The main content area has a light blue background with a message: 'This is your national patent e-filing portal. Here you can manage all your submissions.' Below this, there are three tabs: 'National submissions', 'International submissions' (highlighted with a red box), and 'European patent applications'. The 'International submissions' tab is active, showing two panels: 'PCT RO applications' and 'PCT ISA submissions'. Each panel features a donut chart and a list of application statuses with counts. The 'PCT RO applications' panel shows 2 Draft, 0 Waiting to be signed, 0 Waiting to be paid, and 0 Ready to be sent. The 'PCT ISA submissions' panel shows 0 Draft, 1 Waiting to be signed, 0 Waiting to be paid, and 0 Ready to be sent. Both panels have buttons for 'Create Subsequent action' and 'Create submission'. The footer contains the text 'You can find us here', 'PRV', 'Information', and 'Support'.

PATENT OCH REGISTRERINGS VERKET **PRV** ONLINE FILING SE

EN ES

This is your national patent e-filing portal. Here you can manage all your submissions.

National submissions **International submissions** European patent applications

PCT RO applications

2 Draft
0 Waiting to be signed
0 Waiting to be paid
0 Ready to be sent

Create Subsequent action Create submission

PCT ISA submissions

0 Draft
1 Waiting to be signed
0 Waiting to be paid
0 Ready to be sent

Create Subsequent action

You can find us here PRV Information Support

Dashboard: European patent applications (EP1001)

The screenshot shows the PRV (Patent och Registreringsverket) dashboard for European patent applications. The header includes the PRV logo, the text 'PATENT OCH REGISTRERINGS VERKET', and 'ONLINE FILING SE'. The main content area has a blue background with a white sidebar on the left. The sidebar contains a red vertical bar and a white bar with a document icon and a right arrow. The main content area has a header with the text 'This is your national patent e-filing portal. Here you can manage all your submissions.' and three tabs: 'National submissions', 'International submissions', and 'European patent applications'. The 'European patent applications' tab is highlighted with a red box. Below the tabs is a white box titled 'EP applications' with a right arrow. Inside this box is a circular progress indicator with the text 'No data' and a list of four status categories, each with a count of 0: 'Draft', 'Waiting to be signed', 'Waiting to be paid', and 'Ready to be sent'. At the bottom of the box is a blue button labeled 'Create submission'. The footer contains the text 'You can find us here', 'PRV', 'Information', and 'Support'.

PATENT OCH REGISTRERINGS VERKET **PRV** ONLINE FILING SE

EN ES

This is your national patent e-filing portal. Here you can manage all your submissions.

National submissions International submissions **European patent applications**

EP applications

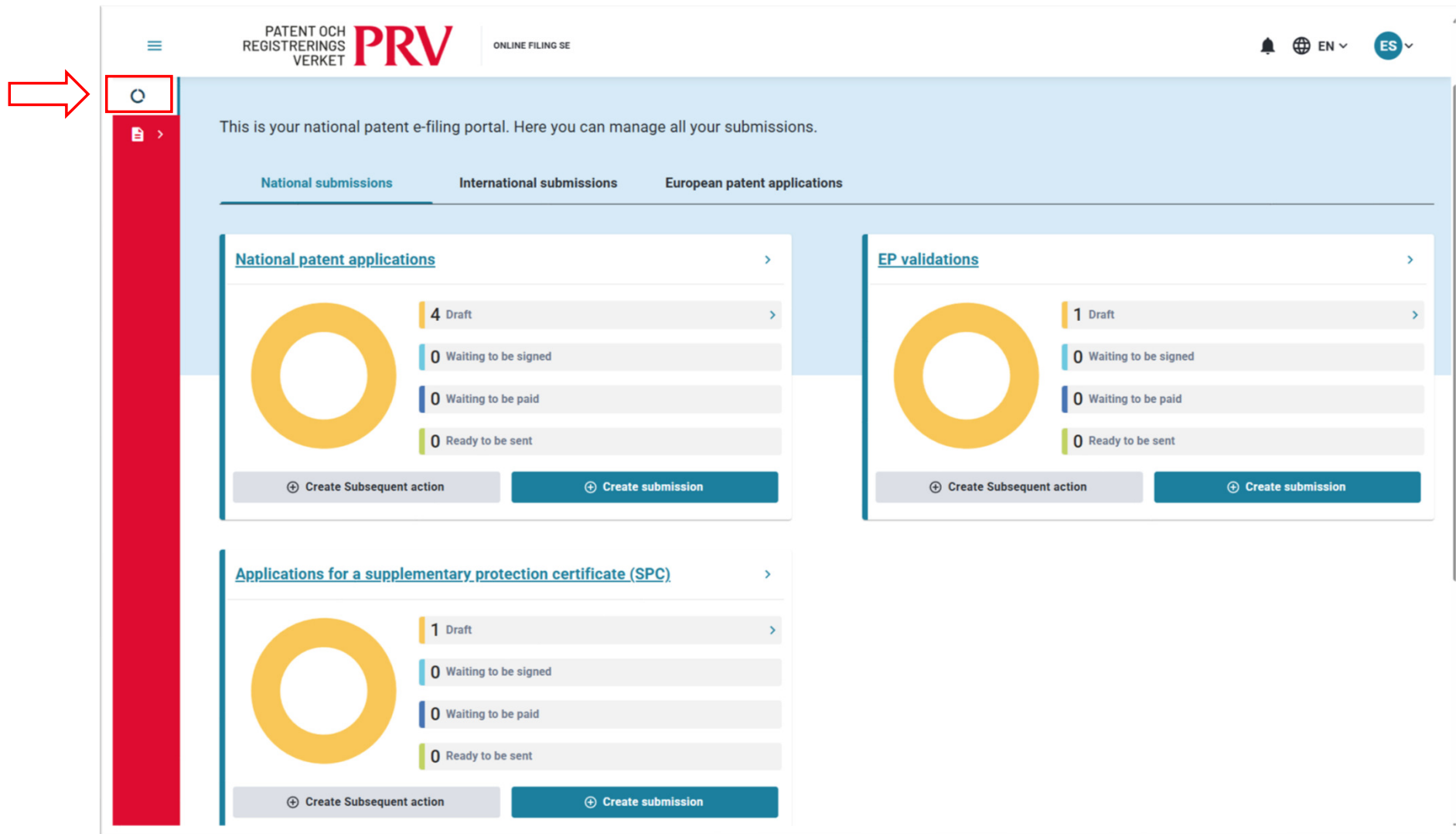
No data

- 0 Draft
- 0 Waiting to be signed
- 0 Waiting to be paid
- 0 Ready to be sent

Create submission

You can find us here PRV Information Support

Dashboard: Go to first page (National submissions)



The screenshot shows the PRV online filing dashboard. A red arrow points to a circular home icon in the left sidebar. The dashboard header includes the PRV logo, the text 'PATENT OCH REGISTRERINGS VERKET', 'ONLINE FILING SE', and language options (EN, ES). The main content area is titled 'This is your national patent e-filing portal. Here you can manage all your submissions.' and features three tabs: 'National submissions', 'International submissions', and 'European patent applications'. The 'National submissions' tab is active, showing a summary of 'National patent applications' with a donut chart and a list of application statuses: 4 Draft, 0 Waiting to be signed, 0 Waiting to be paid, and 0 Ready to be sent. Below this are buttons for 'Create Subsequent action' and 'Create submission'. To the right, the 'EP validations' section shows 1 Draft, 0 Waiting to be signed, 0 Waiting to be paid, and 0 Ready to be sent, with similar action buttons. At the bottom, the 'Applications for a supplementary protection certificate (SPC)' section shows 1 Draft, 0 Waiting to be signed, 0 Waiting to be paid, and 0 Ready to be sent, also with action buttons.

PATENT OCH REGISTRERINGS VERKET **PRV** ONLINE FILING SE

EN ES

This is your national patent e-filing portal. Here you can manage all your submissions.

National submissions International submissions European patent applications

National patent applications

4 Draft
0 Waiting to be signed
0 Waiting to be paid
0 Ready to be sent

Create Subsequent action Create submission

EP validations

1 Draft
0 Waiting to be signed
0 Waiting to be paid
0 Ready to be sent

Create Subsequent action Create submission

Applications for a supplementary protection certificate (SPC)

1 Draft
0 Waiting to be signed
0 Waiting to be paid
0 Ready to be sent

Create Subsequent action Create submission

Dashboard: Direct links to types of applications

Fold-out list of application types



The dashboard is for the Patent och Registreringsverket (PRV) online filing system. It features a top navigation bar with the PRV logo, the text 'PATENT OCH REGISTRERINGS VERKET', 'ONLINE FILING SE', and language options (EN, ES). A left sidebar contains a 'First page' link and a 'Type of applications' menu, which is currently expanded to show a list of application types: National patent applications, EP validations, Applications for a supplementary protection certificate (SPC), PCT RO applications, and EP applications. The main content area is titled 'This is your national patent e-filing portal. Here you can manage all your submissions.' and is divided into three tabs: 'National submissions', 'International submissions', and 'European patent applications'. The 'National submissions' tab is active, displaying three panels: 'National patent applications', 'EP validations', and 'Applications for a supplementary protection certificate (SPC)'. Each panel shows a donut chart and a list of application statuses with counts: Draft, Waiting to be signed, Waiting to be paid, and Ready to be sent. At the bottom of each panel are buttons for 'Create Subsequent action' and 'Create submission'.

Application Type	Draft	Waiting to be signed	Waiting to be paid	Ready to be sent
National patent applications	4	0	0	0
EP validations	1	0	0	0
Applications for a supplementary protection certificate (SPC)	1	0	0	0

Dashboard: Notifications

The screenshot displays the PRV (Patent och Registreringsverket) dashboard. At the top, the PRV logo and 'ONLINE FILING SE' are visible. A red box highlights a notification bell icon in the top right corner, with a red arrow pointing to a text box. The main content area is divided into three sections: 'National patent applications', 'EP validations', and 'Applications for a supplementary protection certificate (SPC)'. Each section features a donut chart and a list of application statuses. The 'National patent applications' section shows 4 Draft, 0 Waiting to be signed, 0 Waiting to be paid, and 0 Ready to be sent. The 'EP validations' section shows 1 Draft, 0 Waiting to be signed, 0 Waiting to be paid, and 0 Ready to be sent. The 'Applications for a supplementary protection certificate (SPC)' section shows 1 Draft, 0 Waiting to be signed, 0 Waiting to be paid, and 0 Ready to be sent. Each section has a 'Create Subsequent action' button and a 'Create submission' button.

PATENT OCH REGISTRERINGS VERKET **PRV** ONLINE FILING SE

EN ES

This is your national patent e-filing portal. Here you can manage all your submissions.

National submissions International submissions European patent applications

National patent applications

- 4 Draft
- 0 Waiting to be signed
- 0 Waiting to be paid
- 0 Ready to be sent

Create Subsequent action Create submission

EP validations

- 1 Draft
- 0 Waiting to be signed
- 0 Waiting to be paid
- 0 Ready to be sent

Create Subsequent action Create submission

Applications for a supplementary protection certificate (SPC)

- 1 Draft
- 0 Waiting to be signed
- 0 Waiting to be paid
- 0 Ready to be sent

Create Subsequent action Create submission

- Notifications (e.g. invitations to join an organisation or sign an application)

Dashboard: Select viewing language

The screenshot shows the PRV (Patent och Registreringsverket) dashboard. At the top right, there is a language selection dropdown menu. The menu is currently set to 'EN' (English). The dropdown menu is open, showing three options: 'English', 'På svenska', and 'Translation keys'. A red box highlights the 'EN' button, and another red box highlights the dropdown menu. A red arrow points from the dropdown menu to a text box at the bottom right.

PRV PATENT OCH REGISTRERINGS VERKET ONLINE FILING SE

EN

English
På svenska
Translation keys

This is your national patent e-filing portal. Here you can manage all your submissions.

National submissions International submissions European patent applications

National patent applications

- 4 Draft
- 0 Waiting to be signed
- 0 Waiting to be paid
- 0 Ready to be sent

Create Subsequent action Create submission

EP validations

- 1 Draft
- 0 Waiting to be signed
- 0 Waiting to be paid
- 0 Ready to be sent

Create Subsequent action Create submission

Applications for a supplementary protection certificate (SPC)

- 1 Draft
- 0 Waiting to be signed
- 0 Waiting to be paid
- 0 Ready to be sent

Create Subsequent action Create submission

- Select viewing language (SE/EN)

Dashboard: Manage your account

The screenshot displays the PRV (Patent och Registreringsverket) dashboard. At the top, the PRV logo and 'ONLINE FILING SE' are visible. The main header area includes a notification bell, a language selector (EN), and a user profile dropdown menu labeled 'ES'. The dropdown menu is open, showing the user's name 'Elina Staaf', a link to 'Show account details', and the role 'Individual'. Below this, the 'Your roles' section lists 'Payer', 'Sender', 'Drafter', 'Signer', and 'Main user'. Further down, there are options to 'Switch account', 'Create Organisation', and 'Sign out'. The main content area is divided into sections for 'National patent applications' and 'Applications for a supplementary protection certificate (SPC)'. Each section features a donut chart and a list of application statuses: Draft, Waiting to be signed, Waiting to be paid, and Ready to be sent. At the bottom of each section are buttons for 'Create Subsequent action' and 'Create submission'.

PRV

PATENT OCH REGISTRERINGS VERKET

ONLINE FILING SE

EN

ES

Elina Staaf
[Show account details](#)

Individual

Your roles

Payer Sender Drafter Signer Main user

Switch account

Create Organisation

Sign out

National patent applications

4 Draft

0 Waiting to be signed

0 Waiting to be paid

0 Ready to be sent

Create Subsequent action Create submission

Applications for a supplementary protection certificate (SPC)

1 Draft

0 Waiting to be signed

0 Waiting to be paid

0 Ready to be sent

Create Subsequent action Create submission

- Manage your account(s) and organisation(s)
- Switch between personal and organisation account

Dashboard: Create submission

The dashboard is titled "PATENT OCH REGISTRERINGS VERKET PRV" and "ONLINE FILING SE". It features a navigation bar with "National submissions", "International submissions", and "European patent applications". The main content area is divided into three sections: "National patent applications", "EP validations", and "Applications for a supplementary protection certificate (SPC)". Each section displays a donut chart and a list of submission statuses: Draft, Waiting to be signed, Waiting to be paid, and Ready to be sent. At the bottom of each section are two buttons: "Create Subsequent action" and "Create submission". A red box highlights the "Create submission" button in each section, and a red arrow points from these buttons to a callout box.

This is your national patent e-filing portal. Here you can manage all your submissions.

National patent applications

- 4 Draft
- 0 Waiting to be signed
- 0 Waiting to be paid
- 0 Ready to be sent

EP validations

- 1 Draft
- 0 Waiting to be signed
- 0 Waiting to be paid
- 0 Ready to be sent

Applications for a supplementary protection certificate (SPC)

- 1 Draft
- 0 Waiting to be signed
- 0 Waiting to be paid
- 0 Ready to be sent

• Create a new submission for the procedure

Dashboard: Create subsequent action

The screenshot shows the PRV online filing dashboard. The header includes the PRV logo, 'PATENT OCH REGISTRERINGS VERKET', 'ONLINE FILING SE', and language options (EN, ES). The main content area is divided into three sections: 'National submissions', 'International submissions', and 'European patent applications'. The 'National submissions' section is active, showing 'National patent applications' and 'EP validations'. Each section has a donut chart and a list of application statuses: 'Draft', 'Waiting to be signed', 'Waiting to be paid', and 'Ready to be sent'. Below each list are two buttons: 'Create Subsequent action' (highlighted with a red box) and 'Create submission'. A callout box with a red border contains the text: 'Create a new subsequent action for the procedure, e.g. a Response, Request or Recordal'. Red arrows point from the 'Create Subsequent action' buttons in the 'National patent applications' and 'EP validations' sections to the callout box. A third red arrow points from the 'Create Subsequent action' button in the 'Applications for a supplementary protection certificate (SPC)' section to the callout box.

PATENT OCH REGISTRERINGS VERKET **PRV** ONLINE FILING SE

EN ES

This is your national patent e-filing portal. Here you can manage all your submissions.

National submissions International submissions European patent applications

National patent applications

4 Draft
0 Waiting to be signed
0 Waiting to be paid
0 Ready to be sent

Create Subsequent action Create submission

EP validations

1 Draft
0 Waiting to be signed
0 Waiting to be paid
0 Ready to be sent

Create Subsequent action Create submission

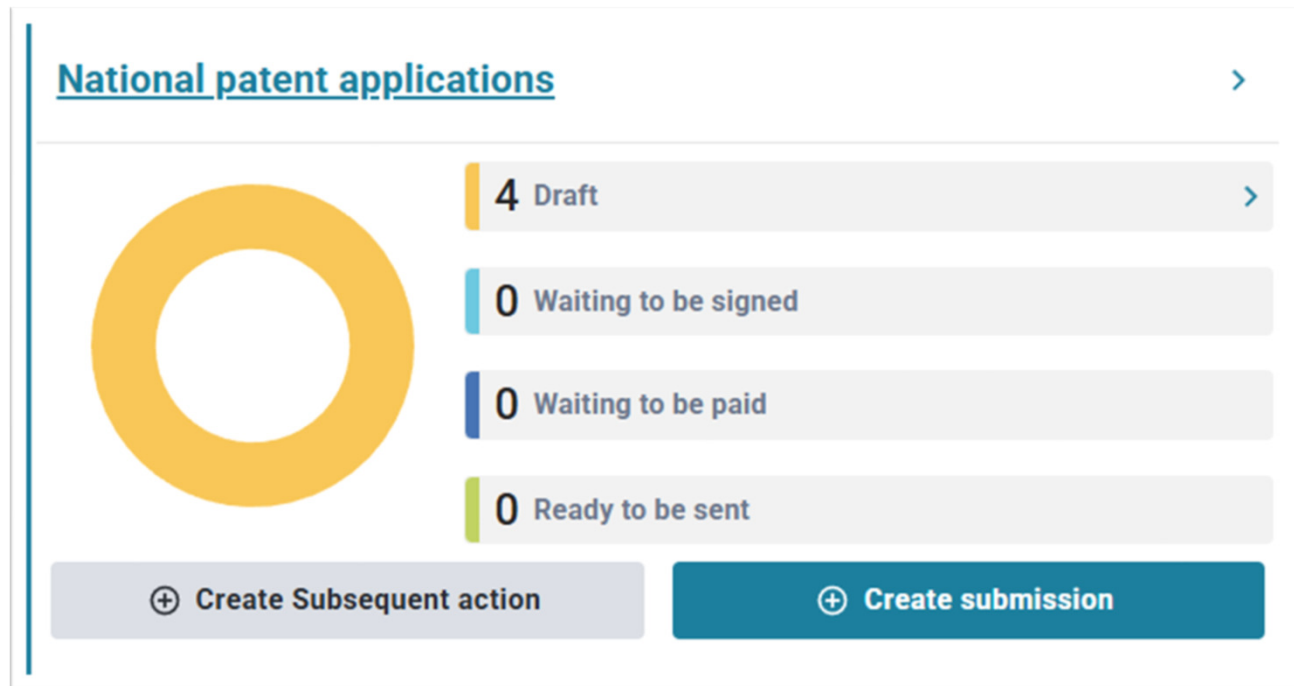
Applications for a supplementary protection certificate (SPC)

1 Draft
0 Waiting to be signed
0 Waiting to be paid
0 Ready to be sent

Create Subsequent action Create submission

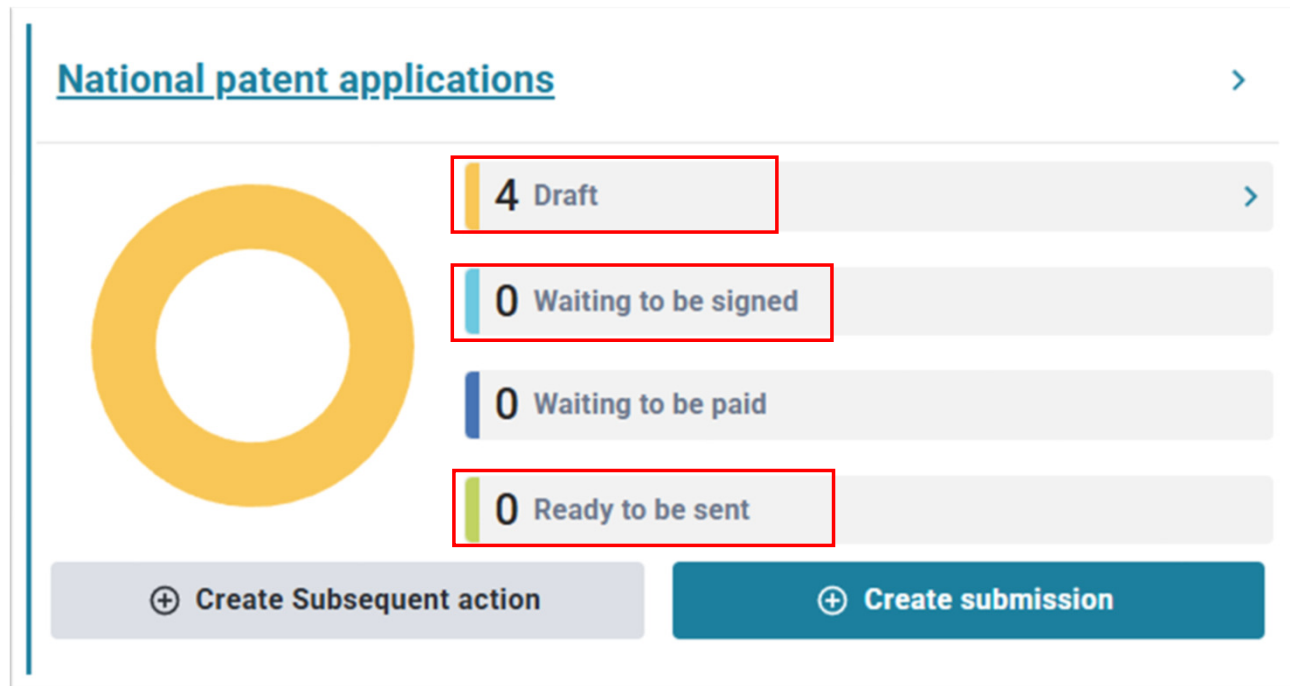
- Create a new subsequent action for the procedure, e.g. a Response, Request or Recordal

Dashboard: Application states



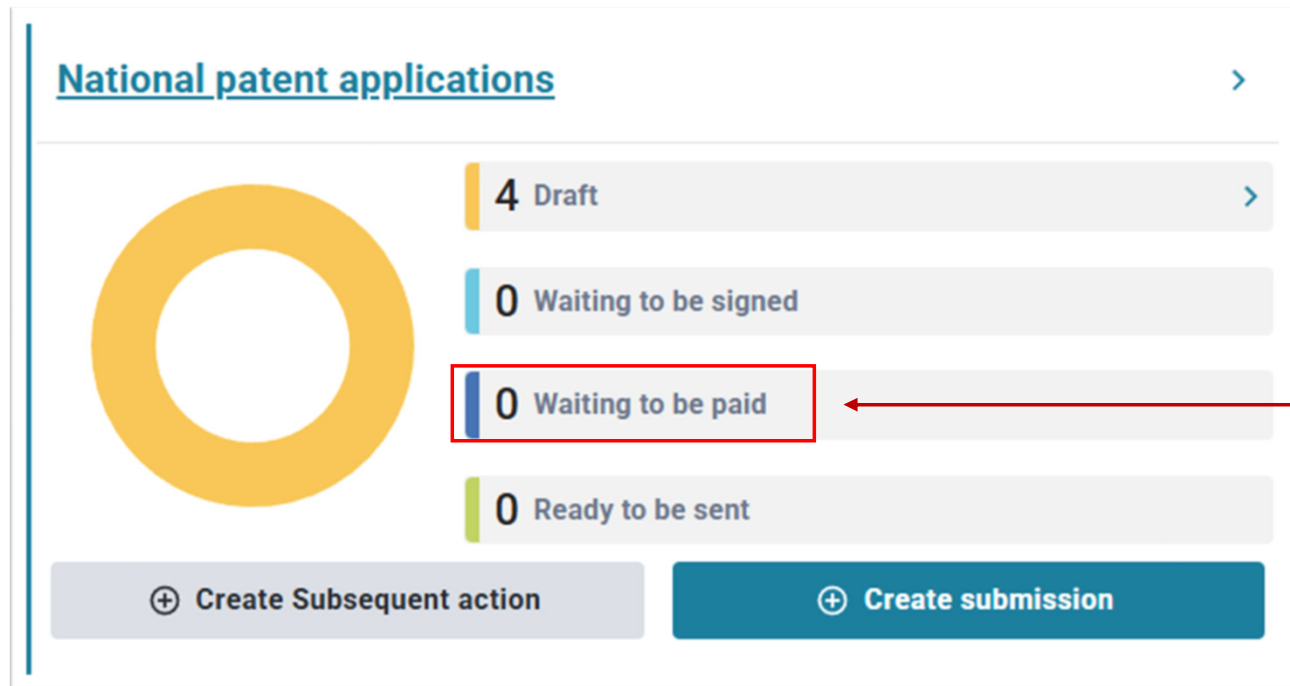
Dashboard: Application states

Clicking any of these categories will take you to a list of only the applications in that specific state.



Dashboard: Application states

The category ***Waiting to be paid*** is ***not used***, and will never display applications in this state.



- All submissions will skip this step.
- Payments are handled by deposit account or via PRV Payment Portal

Example: Managing your drafts and submissions

The screenshot displays the PRV online filing portal. At the top, the header includes the PRV logo, the text 'PATENT OCH REGISTRERINGS VERKET', and 'ONLINE FILING SE'. There are also language selection options for EN and ES. The main content area is divided into three tabs: 'National submissions', 'International submissions', and 'European patent applications'. The 'National submissions' tab is active, showing a section for 'National patent applications'. This section features a large yellow donut chart with a count of 4 Drafts, 0 Waiting to be signed, 0 Waiting to be paid, and 0 Ready to be sent. Below the chart are two buttons: 'Create Subsequent action' and 'Create submission'. To the right, there is a section for 'EP validations' with a similar donut chart showing 1 Draft, 0 Waiting to be signed, 0 Waiting to be paid, and 0 Ready to be sent, with the same two buttons. Below this is a section for 'Applications for a supplementary protection certificate (SPC)' with a donut chart showing 1 Draft, 0 Waiting to be signed, 0 Waiting to be paid, and 0 Ready to be sent, also with the same two buttons. A red box highlights the 'National patent applications' link, and a red arrow points from it to a text box that says 'Press the link to your category of interest'. A red vertical bar is on the left side of the page.

PATENT OCH REGISTRERINGS VERKET **PRV** ONLINE FILING SE

EN ES

This is your national patent e-filing portal. Here you can manage all your submissions.

National submissions International submissions European patent applications

National patent applications

4 Draft
0 Waiting to be signed
0 Waiting to be paid
0 Ready to be sent

Create Subsequent action Create submission

EP validations

1 Draft
0 Waiting to be signed
0 Waiting to be paid
0 Ready to be sent

Create Subsequent action Create submission


Applications for a supplementary protection certificate (SPC)

1 Draft
0 Waiting to be signed
0 Waiting to be paid
0 Ready to be sent

Create Subsequent action Create submission






- Press the link to your category of interest



Example: List of Applications



PATENT OCH REGISTRERINGS VERKET **PRV**

ONLINE FILING SE

 EN   

 >

National patent applications

















On this page you can create and manage national patent applications.

National patent applications

Supplements and responses





Create submission

Filters

<input type="checkbox"/> User reference	Case ID	Applicant	Title of the inven...	Last modification	Status	Actions	More
<input type="checkbox"/> SUBM_TEST_250...	000000194	First Person	Submission draft	23.04.2025	Sent	  	
<input type="checkbox"/> SUBM1_Företag1	000000189	Företag1	Submission draft	22.04.2025	Draft	  	
<input type="checkbox"/> TEMP_Företag1	000000185	Företag1	TEMPLATE	22.04.2025	Draft	  	
<input type="checkbox"/> NP-PNO-ES_SE_2...	000000186	First Person	Min titel	17.04.2025	Sent	  	

Example: List of Subsequent actions

PATENT OCH REGISTRERINGS VERKET **PRV** ONLINE FILING SE

 EN  

National patent applications

















On this page you can create and manage national patent applications.

National patent a

Supplements and responses

Create Subsequent action

Filters

<input type="checkbox"/> User reference	Case ID	Application numb...	Type of application	Last modification	Status	Actions	More
<input type="checkbox"/> SUBS 2505050-5	000000192	2505050-5	Request for exam...	23.04.2025	Draft ✓	  	
<input type="checkbox"/> tooltip test	000000182	20230011	Opposition	16.04.2025	Draft	  	
<input type="checkbox"/> NPSFD_ES_EN_2...	000000174	2023001-1	Transfer of rights	16.04.2025	Sent	  	
<input type="checkbox"/> NPSFD_ES_SE_24...	000000173	2023001-1	Transfer of rights	16.04.2025	Sent	  	

Example: Possible actions – Create, View, Edit

The screenshot shows the PRV (Patent och Registreringsverket) online filing system. The main heading is "National patent applications". Below it, a description states: "On this page you can create and manage national patent applications." There are two tabs: "National patent applications" (active) and "Supplements and responses". A "Filters" button is visible. Below the tabs is a table with columns: User reference, Case ID, Applicant, Title of the inven..., Last modification, Status, Actions, and More. The table contains two rows of data. The first row has a status of "Sent" and the second row has a status of "Draft". The "Actions" column for the "Draft" row contains three icons: a pencil (edit), a trash can (delete), and an eye (view). Red boxes and arrows highlight these actions: "Create submission" points to a button in the top right; "Edit draft" points to the pencil icon; "View draft/submission" points to the eye icon.

PRV PATENT OCH REGISTRERINGS VERKET ONLINE FILING SE







EN ES

National patent applications

On this page you can create and manage national patent applications.

National patent applications Supplements and responses

Filters

User reference	Case ID	Applicant	Title of the inven...	Last modification	Status	Actions	More
SUBM_TEST_250...	000000194	First Person	Submission draft	23.04.2025	Sent	  	⋮
SUBM1_Företag1	000000189	Företag1	Submission draft	22.04.2025	Draft	  	⋮

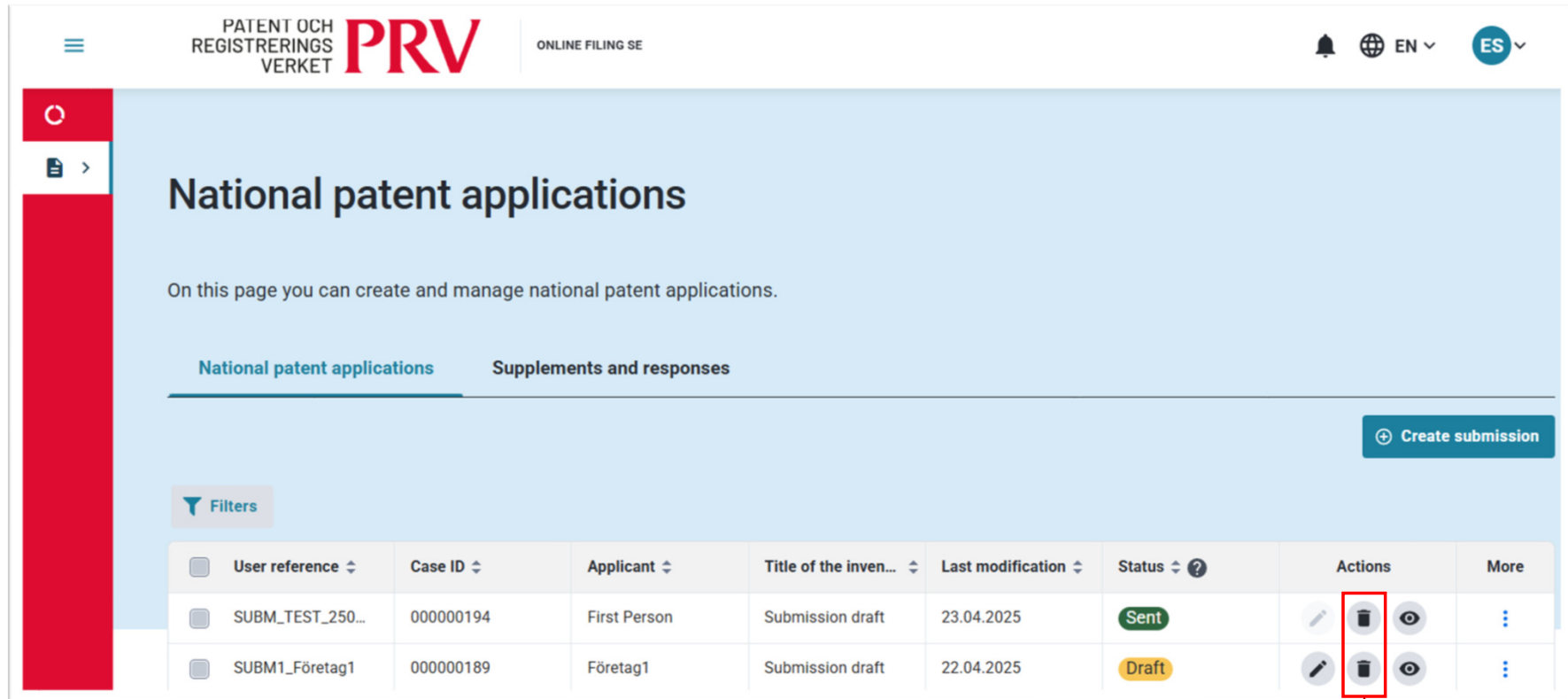
Create submission

Create submission

Edit draft

View draft/submission

Example: Possible actions – Delete draft



PATENT OCH REGISTRERINGS VERKET **PRV** ONLINE FILING SE

EN ES









National patent applications

On this page you can create and manage national patent applications.

[National patent applications](#) [Supplements and responses](#)

[+ Create submission](#)

[Filters](#)

<input type="checkbox"/> User reference	Case ID	Applicant	Title of the inven...	Last modification	Status	Actions	More
<input type="checkbox"/> SUBM_TEST_250...	000000194	First Person	Submission draft	23.04.2025	Sent	  	
<input type="checkbox"/> SUBM1_Företag1	000000189	Företag1	Submission draft	22.04.2025	Draft	  	

Delete draft

Note: Despite appearances, applications in status **Sent** can not be deleted

Example: Possible actions – *More* actions

PATENT OCH REGISTRERINGS VERKET **PRV** ONLINE FILING SE

EN ES

National patent applications

On this page you can create and manage national patent applications.

[National patent applications](#) [Supplements and responses](#)

[+ Create submission](#)

[Filters](#)

<input type="checkbox"/> User reference	Case ID	Applicant	Title of the inven...	Last modification	Status	Actions	More
<input type="checkbox"/> SUBM_TEST_250...	000000194	First Person	Submission draft	23.04.2025	Sent		
<input type="checkbox"/> SUBM1_Företag1	000000189	Företag1	Submission draft	22.04.2025	Draft		

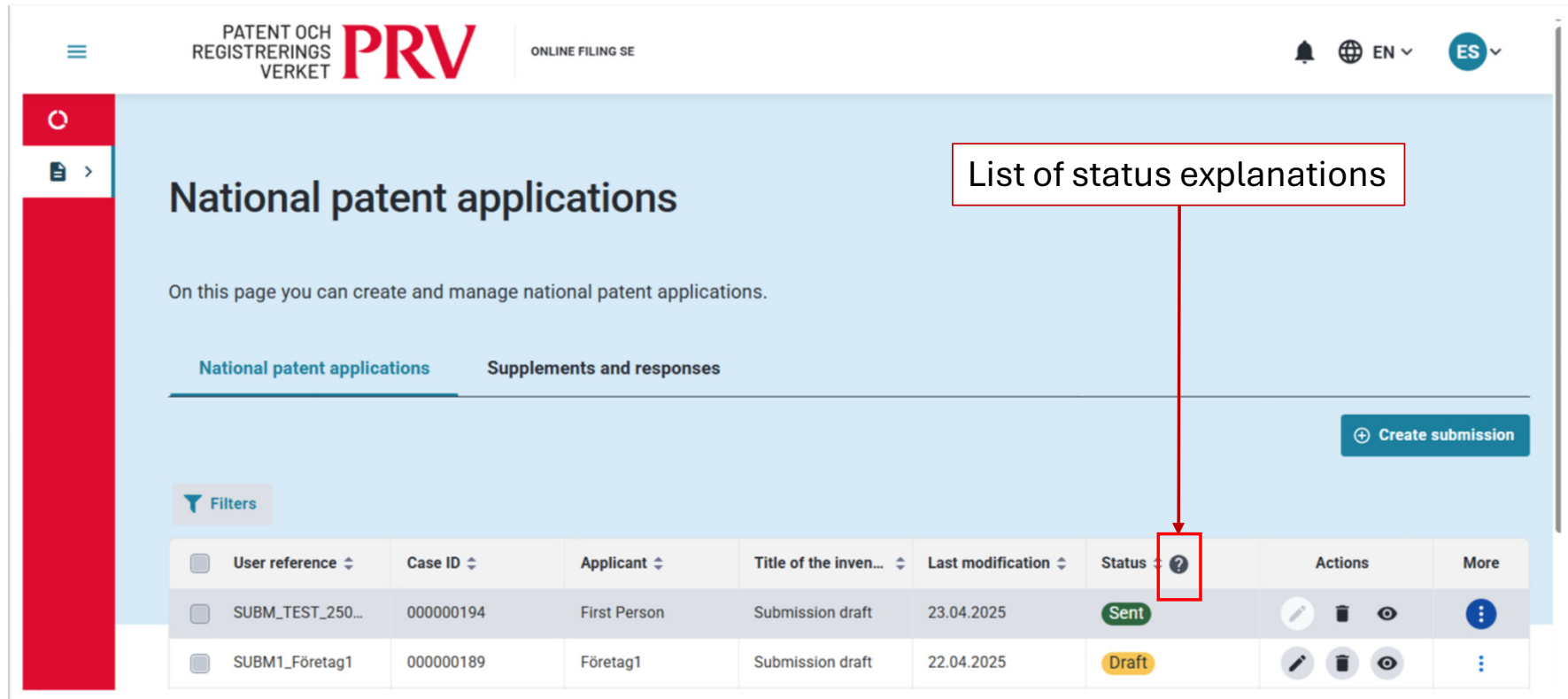
Actions under **More** depend on the **Status** of the application, e.g.

Draft: Transfer to another organisation, Clone

Draft : Send to sign, Transfer to another organisation

Sent: Transfer to another organization, Create Subsequent action, Send email confirmation

Example: List of status explanations



PATENT OCH REGISTRERINGS VERKET **PRV** ONLINE FILING SE

EN ES

National patent applications

On this page you can create and manage national patent applications.

[National patent applications](#) [Supplements and responses](#)

[+ Create submission](#)

[Filters](#)

<input type="checkbox"/> User reference	Case ID	Applicant	Title of the inven...	Last modification	Status	Actions	More
<input type="checkbox"/> SUBM_TEST_250...	000000194	First Person	Submission draft	23.04.2025	Sent		
<input type="checkbox"/> SUBM1_Företag1	000000189	Företag1	Submission draft	22.04.2025	Draft		

Example: List of status explanations

The screenshot shows the PRV (Patent och Registreringsverket) online filing system. The header includes the PRV logo, 'ONLINE FILING SE', and language options (EN, ES). The main heading is 'National patent applications'. Below it, a text box states: 'On this page you can create and manage national patent applications.' A red box highlights a 'List of status explanations' which points to a table of application statuses. The table has columns for 'Status', 'Actions', and 'More'. The 'Status' column lists various application states, and the 'Actions' column shows icons for editing, deleting, and viewing. The 'More' column shows a three-dot menu icon. A red arrow points from the 'List of status explanations' box to the 'More' column of the table.

Patent och Registreringsverket PRV ONLINE FILING SE

National patent applications

On this page you can create and manage national patent applications.

List of status explanations

Status

- Draft:** Minimum required details missing
- Draft** ✓ : Minimum required details completed
- Waiting to be signed:** The submission can be signed
- Signing Failed:** Please contact your National Office for assistance
- Waiting to be paid:** The submission is ready to be paid online
- Paid:** The submission has been paid
- Packaging Failed:** Please contact your National Office for assistance
- Ready to be sent:** Your submission is ready to be sent
- Sending Failed:** The submission couldn't be sent. Try resending the submission or contact your National Office for assistance
- Sent:** Sent: the submission has been sent

Actions

More

Create submission

Sent

Draft

Example: Possible actions: Sort

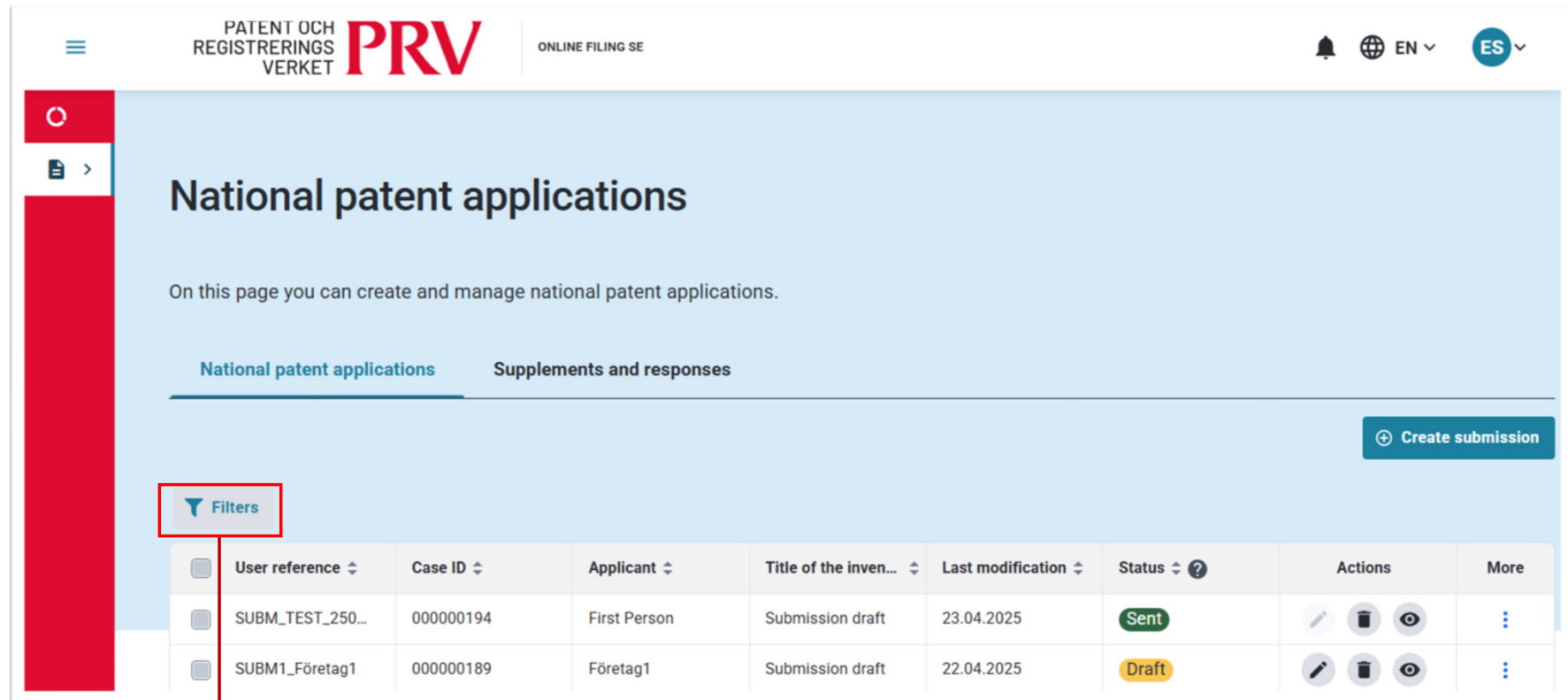
The screenshot shows the PRV (Patent och Registreringsverket) interface for managing national patent applications. The page title is "National patent applications". Below the title, there is a description: "On this page you can create and manage national patent applications." There are two tabs: "National patent applications" (active) and "Supplements and responses". A "Filters" button is visible. A "Create submission" button is in the top right. A table lists patent applications with columns: User reference, Case ID, Applicant, Title of the invention, Last modification, Status, Actions, and More. Red arrows point from a text box to the sorting dropdowns in the table headers.

Sorting can be based on

- User reference
- Case ID (Unique numeral ID in Online Filing SE)
- Applicant
- Title of the Invention
- Last modification (date)
- Status

User reference	Case ID	Applicant	Title of the inven...	Last modification	Status	Actions	More
SUBM_TEST_250...	000000194	First Person	Submission draft	23.04.2025	Sent		
SUBM1_Företag1	000000189	Företag1	Submission draft	22.04.2025	Draft		

Example: Possible actions: Filter



PATENT OCH REGISTRERINGS VERKET **PRV** ONLINE FILING SE

EN ES

National patent applications

On this page you can create and manage national patent applications.

[National patent applications](#) [Supplements and responses](#)

[Create submission](#)

Filters

<input type="checkbox"/>	User reference	Case ID	Applicant	Title of the inven...	Last modification	Status	Actions	More
<input type="checkbox"/>	SUBM_TEST_250...	000000194	First Person	Submission draft	23.04.2025	Sent		
<input type="checkbox"/>	SUBM1_Företag1	000000189	Företag1	Submission draft	22.04.2025	Draft		

Use **Filters** to find a specific draft / submission, or to limit the search

Filters

User reference

Case ID

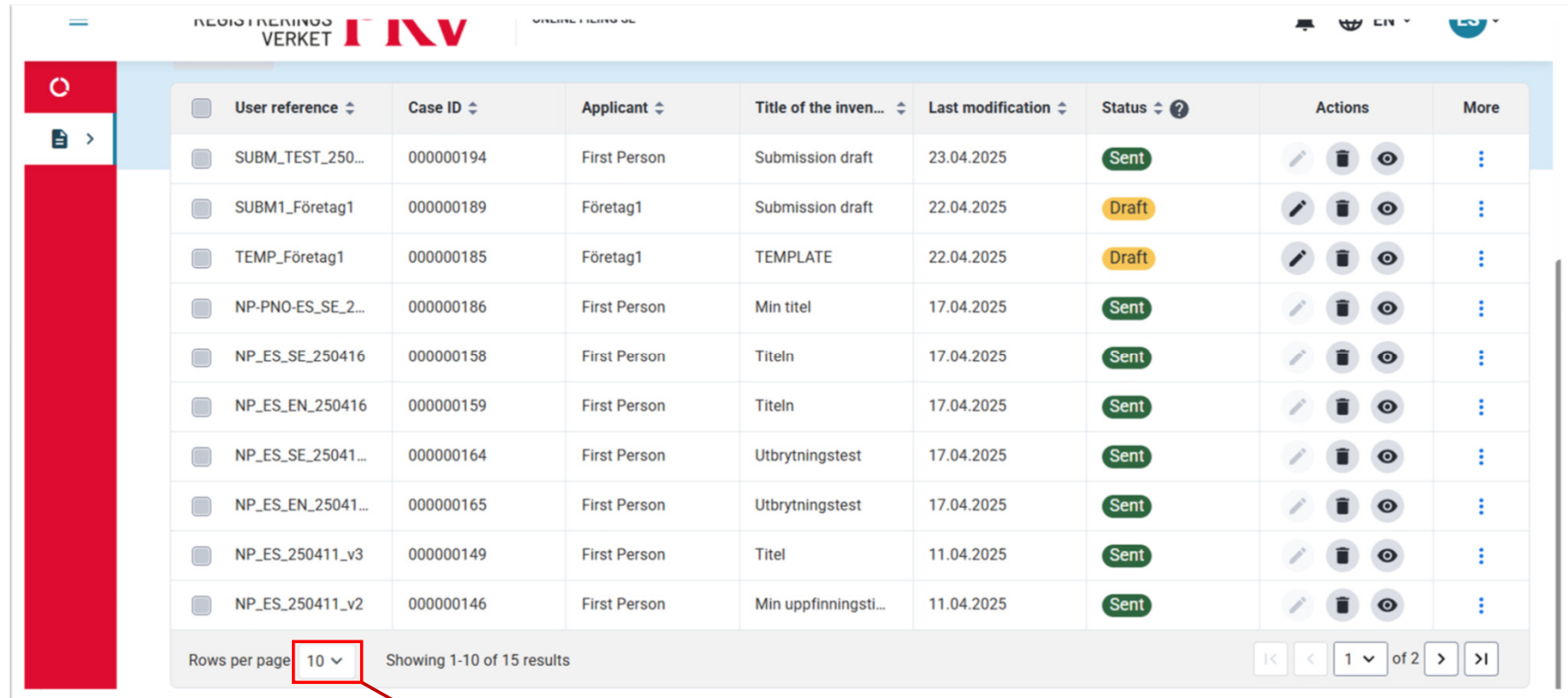
Application number









































Type of application

Last modificati...





Status

Example: Select rows per page (up to 100)



<input type="checkbox"/>	User reference ↕	Case ID ↕	Applicant ↕	Title of the inven... ↕	Last modification ↕	Status ↕ ?	Actions	More
<input type="checkbox"/>	SUBM_TEST_250...	000000194	First Person	Submission draft	23.04.2025	Sent	  	
<input type="checkbox"/>	SUBM1_Företag1	000000189	Företag1	Submission draft	22.04.2025	Draft	  	
<input type="checkbox"/>	TEMP_Företag1	000000185	Företag1	TEMPLATE	22.04.2025	Draft	  	
<input type="checkbox"/>	NP-PNO-ES_SE_2...	000000186	First Person	Min titel	17.04.2025	Sent	  	
<input type="checkbox"/>	NP_ES_SE_250416	000000158	First Person	Titeln	17.04.2025	Sent	  	
<input type="checkbox"/>	NP_ES_EN_250416	000000159	First Person	Titeln	17.04.2025	Sent	  	
<input type="checkbox"/>	NP_ES_SE_25041...	000000164	First Person	Utbrytningstest	17.04.2025	Sent	  	
<input type="checkbox"/>	NP_ES_EN_25041...	000000165	First Person	Utbrytningstest	17.04.2025	Sent	  	
<input type="checkbox"/>	NP_ES_250411_v3	000000149	First Person	Titel	11.04.2025	Sent	  	
<input type="checkbox"/>	NP_ES_250411_v2	000000146	First Person	Min uppfinningsti...	11.04.2025	Sent	  	

Rows per page 10 ▾ Showing 1-10 of 15 results

  1 ▾ of 2  

- 10
- 15
- 20
- 25
- 50
- 100

- End of Module 1 -