

Online Filing SE, Module 6

PCT

Elina Staaf

Patent Engineer and Submission systems support staff

Member of the Online Filing SE implementation team, PRV



PATENT OCH
REGISTRERINGS
VERKET

PRV

ONLINE FILING SE



Welcome Elina Staaf

This is your national patent e-filing portal. Here you can manage all your submissions.

National submissions


International submissions

European patent applications



Here you will find the PCT part of Online Filing SE

PCT RO applications



6	Draft
0	Waiting to be signed
0	Waiting to be paid
0	Ready to be sent

+ Create Subsequent action

+ Create submission

New PCT application, with PRV as RO,
with PRV, EPO or Nordic Patent Institute as ISA

PCT RO applications



6 Draft



0 Waiting to be signed

0 Waiting to be paid

0 Ready to be sent


⊕ Create Subsequent action

⊕ Create submission


To PRV as RO, ISA or IPEA

iFrame





- iFrame, connecting to the WIPO ePCT system





PATENT OCH
REGISTRERINGS
VERKET



ONLINE FILING SE

 EN 

 >

PCT RO application

Use this WIPO form to file an international patent application with PRV as receiving office. You can sign the application as soon as you have filled in the minimum required details and attached required files. Keep in mind that documents relating to a defense secret invention or a potential defense secret invention must always be filed in paper format. Please note that the application body can currently only be filed in PDF format.

[DEMO] test-HE

[Save template](#)[Save draft](#)[Preview RO/101](#)

Priority

Designations

Names

Search

Declarations

Biology

Documents

Fees

Validation

iFrame

- Save using the button Save draft, the draft is not automatically saved.


The screenshot shows the PRV ONLINE FILING SE interface for a PCT RO application. The header includes the PRV logo, the text 'PATENT OCH REGISTRERINGS VERKET', and 'ONLINE FILING SE'. The main title is 'PCT RO application'. Below the title, there is a paragraph of text: 'Use this WIPO form to file an international patent application with PRV as receiving office. You can sign the application as soon as you have filled in the minimum required details and attached required files. Keep in mind that documents relating to a defense secret invention or a potential defense secret invention must always be filed in paper format. Please note that the application body can currently only be filed in PDF format.'

At the bottom of the form, there is a section with the following elements:


- A red sidebar on the left with a circular arrow icon and a document icon with a right arrow.
- A header bar with '[DEMO] test-HE' on the left and three buttons: 'Save template', 'Save draft' (highlighted with a red box and a red arrow), and 'Preview RO/101'.
- A bottom navigation bar with the following tabs: 'Priority', 'Designations', 'Names', 'Search', 'Declarations', 'Biology', 'Documents', 'Fees', and 'Validation'.

iFrame





- Each draft is handled as a new temporary user.
- It is not possible to clone drafts or use the address book.





PATENT OCH
REGISTRERINGS
VERKET



ONLINE FILING SE

 EN 

 >

PCT RO application

Use this WIPO form to file an international patent application with PRV as receiving office. You can sign the application as soon as you have filled in the minimum required details and attached required files. Keep in mind that documents relating to a defense secret invention or a potential defense secret invention must always be filed in paper format. Please note that the application body can currently only be filed in PDF format.

[DEMO] test-HE

[Save template](#)[Save draft](#)[Preview RO/101](#)

PriorityDesignationsNamesSearchDeclarationsBiologyDocumentsFeesValidation

Group-ID for My Pages – Patents SE

- A specific field is not available.
- Write the Group-ID for My Pages – Patents SE in the field for *Registration No*, in the form for adding Applicant and/or Representative.
- The field can be found furthest down to the right in the respective form.

Names 4 issues

Prevents filing: At least one applicant must have the nationality or residence of the RO.

Prevents filing: The international application must contain an Applicant.

Requires correction: At least one inventor or applicant-inventor must exist.

Requires correction: The receiving Office requires that an agent be appointed.

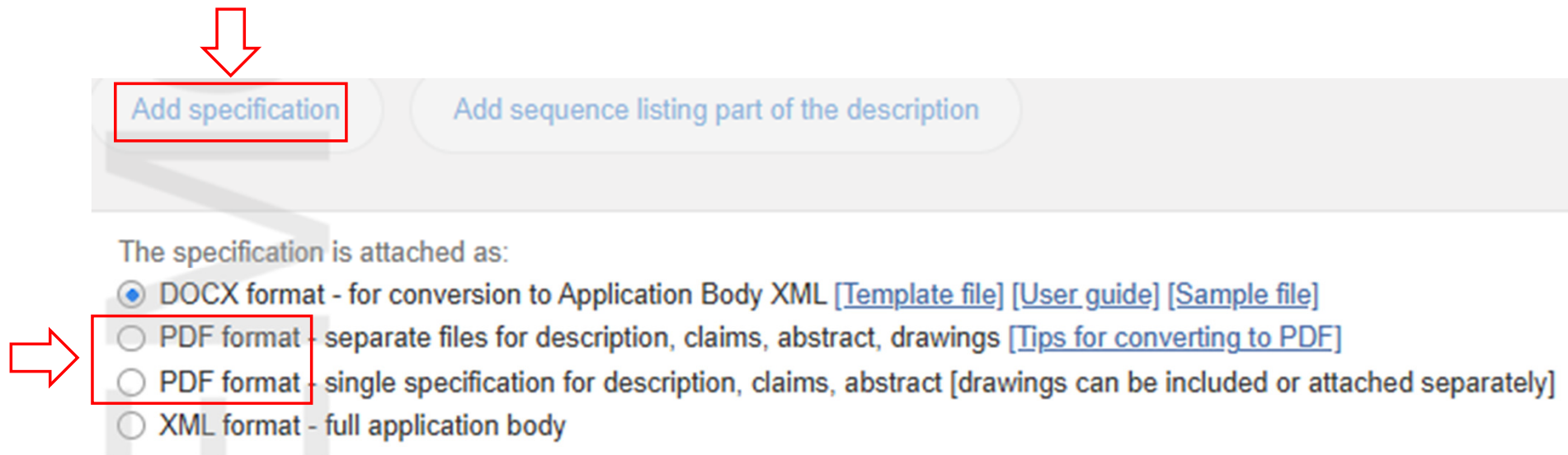
Add Applicant(s)/Inventor(s) Agent/Common representative/Address for correspondence Power of Attorney

My Pages – Patents SE for individuals

- Individuals without group ID must submit a filled out form to be able to access their application and PRV responses in My Pages – Patents SE.
- *Bilaga för anmälan av behörig användare (125 kB) / Appendix for notification of authorized user (135 kB).*
- The form can be found here
<https://www.prv.se/en/online-services-and-forms/patent-online-services/patent-forms/>

Attachments

- Not all types of attachments are supported in the iFrame.
- Specification documents need to be attached as *PDF*.
- Word or XML does not work.



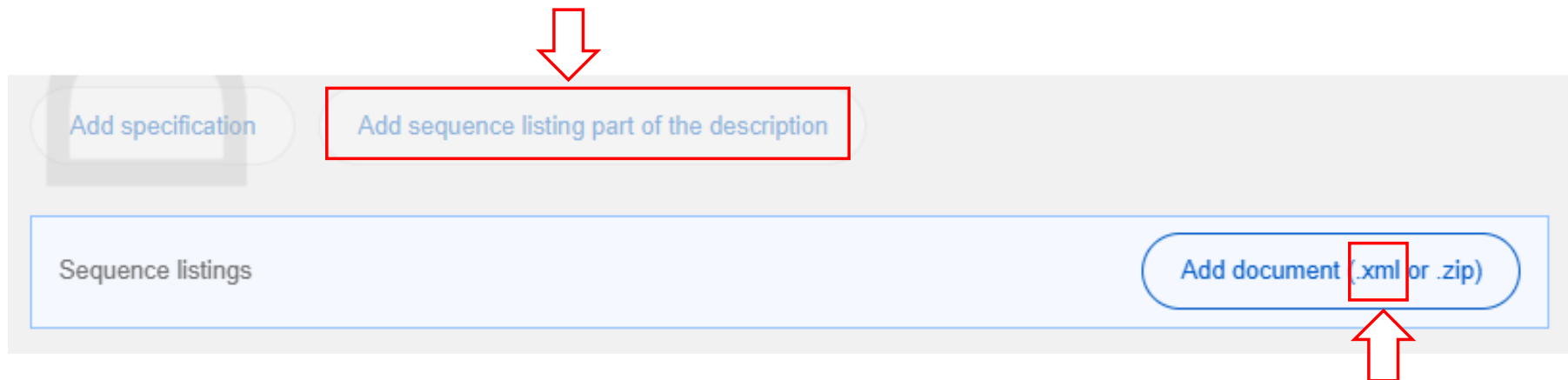
[Add specification](#) [Add sequence listing part of the description](#)

The specification is attached as:

- ☒ DOCX format - for conversion to Application Body XML [\[Template file\]](#) [\[User guide\]](#) [\[Sample file\]](#)
- ☐ PDF format - separate files for description, claims, abstract, drawings [\[Tips for converting to PDF\]](#)
- ☐ PDF format - single specification for description, claims, abstract [drawings can be included or attached separately]
- ☐ XML format - full application body

Attachments

- Not all types of attachments are supported in the iFrame.
- Sequence listings must be attached as *xml*.
- Sequence listings in *zip* are not recommended, as this can interfere with subsequent processing.




Attachments

- If your application contains *drawings*, you must also disclose
 - whether the drawings contains text or not, and
 - which drawing if any) is to be published with the abstract

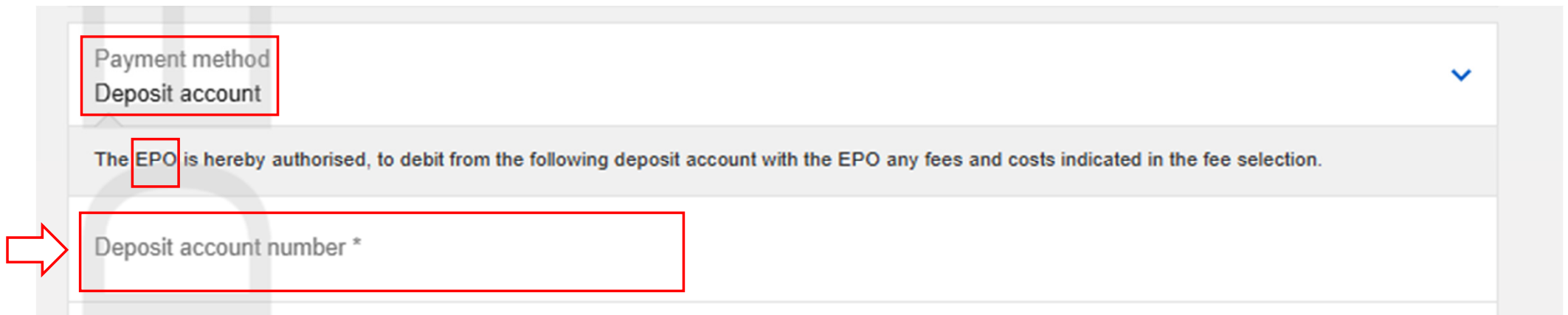
Description *			
From page	1	to page	27
Claims *			
From page	26	to page	28
Abstract			
From page	29	to page	29
Drawings *			
From page	30	to page	33
Title of invention as extracted from the Description			

☐ The abstract contains Formula(e)
☒ The specification contains color or greyscale
Figure of the drawings which should accompany the abstract: [or '0' if no...
0
The figure of the drawings which should accompany the abstract con...
No
Yes
No



Deposit account

- Add the deposit account in the field for Payment method under Fees.
- Although it states that the *EPO is authorized...*, it is the ISA which will withdraw fees. Please state your PRV deposit account if PRV is your selected ISA.



The screenshot shows a form with several elements highlighted by red boxes and an arrow:

- A box containing the text "Payment method" and "Deposit account" with a blue downward arrow on the right.
- A box containing the text "The EPO is hereby authorised, to debit from the following deposit account with the EPO any fees and costs indicated in the fee selection." The word "EPO" is highlighted.
- A box containing the text "Deposit account number *". A red arrow points to this box from the left.

Deposit account

- The ISA you have selected is the organization that will withdraw funds from the deposit account.
- Add the PRV deposit account when PRV is ISA, and the EPO deposit account when EPO is ISA.
- Note: Please disregard that the clarifying text only refers to the EPO.

The screenshot shows a form with a grey header bar containing the text "Payment method" and "Deposit account" with a blue downward arrow. Below this is a red-bordered box containing the text: "The EPO is hereby authorised, to debit from the following deposit account with the EPO any fees and costs indicated in the fee selection." Below the red box is a text input field with the label "Deposit account number *". A red arrow points from a text box below the input field up to the red box. The text box contains the text: "Not correct, the office that will be handling the application is also the office that will withdraw from the deposit account."

Payment method
Deposit account

The EPO is hereby authorised, to debit from the following deposit account with the EPO any fees and costs indicated in the fee selection.

Deposit account number *

Not correct, the office that will be handling the application is also the office that will withdraw from the deposit account.

Declarations

- There is no free text field to e.g. state the applicant's right to the invention.
- This is instead covered by Declarations, wherein you can prepare or upload five types of declarations:

The screenshot shows a web form titled 'Declarations'. At the top, there are two radio buttons: 'Prepare a new declaration' (which is selected) and 'Attach an existing declaration'. Below these is a dropdown menu labeled 'Select Declaration type:'. The dropdown is open, showing a list of five options: (i) Identity of the inventor, (ii) Entitlement to Apply for and Be Granted a Patent, (iii) Entitlement to Claim Priority of the Earlier Application, (iv) Inventorship (US), and (v) Non-Prejudicial disclosures. The first option, (i), is highlighted with a blue background.

Declarations

☒ Prepare a new declaration
☐ Attach an existing declaration

Select Declaration type: ▼

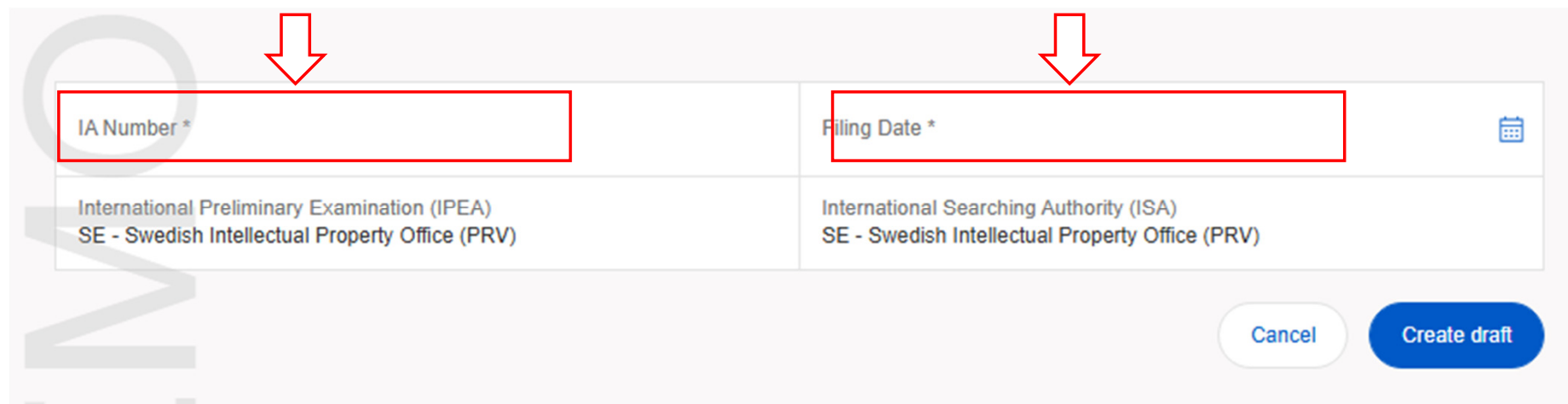
- (i) Identity of the inventor
- (ii) Entitlement to Apply for and Be Granted a Patent
- (iii) Entitlement to Claim Priority of the Earlier Application
- (iv) Inventorship (US)
- (v) Non-Prejudicial disclosures

PCT: Subsequent actions

- To PRV, in the role as RO, ISA or IPEA.
- No forms to fill out, but can attach several different types of documents.
- No free text field, additional information also needs to be uploaded as an attached document.
- It is not possible to submit subsequent actions in applications wherein EPO or Nordic Patent Institute is the authority handling the application.

PCT: Creating subsequent actions

- Add your application number and filing date.
- Do not worry about PRV as ISA and IPEA as stated on this page – the role of PRV (RO, ISA, IPEA) is selected in the next step.



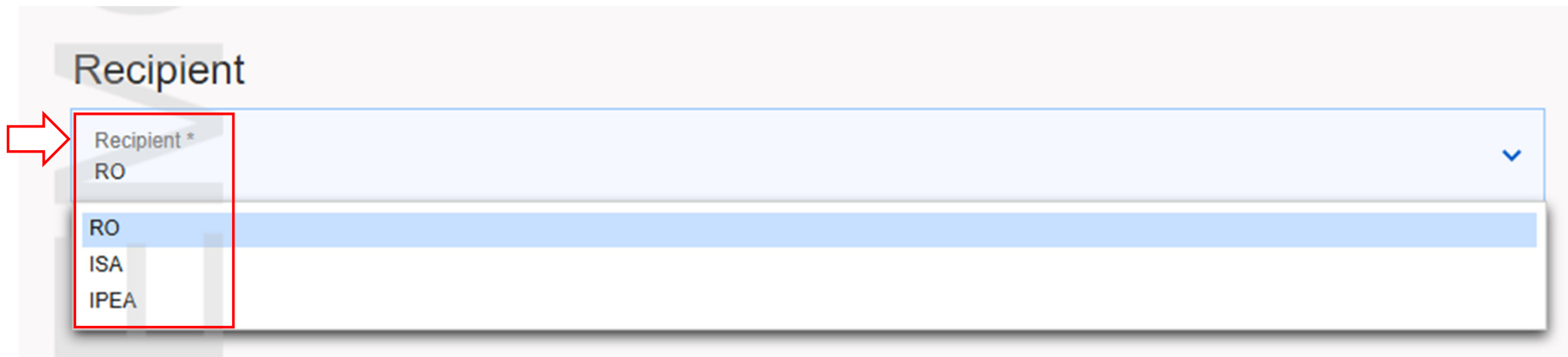
The screenshot shows a form with two main input fields at the top, each highlighted with a red rectangular box and a red arrow pointing down to it. The first field is labeled 'IA Number *' and the second is labeled 'Filing Date *' with a calendar icon to its right. Below these fields are two rows of text. The first row contains 'International Preliminary Examination (IPEA)' and 'International Searching Authority (ISA)'. The second row contains 'SE - Swedish Intellectual Property Office (PRV)' and 'SE - Swedish Intellectual Property Office (PRV)'. At the bottom right of the form are two buttons: 'Cancel' and 'Create draft'.

IA Number *	Filing Date *
International Preliminary Examination (IPEA)	International Searching Authority (ISA)
SE - Swedish Intellectual Property Office (PRV)	SE - Swedish Intellectual Property Office (PRV)

Cancel Create draft

PCT: Creating subsequent actions

- Select the role of PRV (Ro, ISA, IPEA) in the form that has opened.
- This will open different options for attachments, based on the actions that can be carried out in the respective phases.



The image shows a web form with a label 'Recipient' above a dropdown menu. A red arrow points to the dropdown. The dropdown is open, showing a list of options: 'Recipient *', 'RO', 'ISA', and 'IPEA'. The 'RO' option is highlighted with a blue background. A blue checkmark is visible at the bottom right of the dropdown menu.

PCT in Online Filing SE - summary

- iFrame connecting to the WIPO ePCT system.
- Each draft is handled as a new, temporary user. Therefore it is not possible to clone drafts or use the address book.
- Save via the button Save draft, the draft is not automatically saved.
- Use the field *Registration no* to write the Group-ID for My Pages – Patents SE.
- Attachments: need to fulfill the WIPO rules and regulations. Supported document types are PDF, and .xml for sequence listings. Currently, .zip and word attachments are not working.
- Deposit account is stated in the field for Payment method under Fees. The selected ISA is the authority that will withdraw from the deposit account. Add the PRV deposit account when PRV is the ISA, and the EPO deposit account if EPO is the ISA.
- There is no free text field for notes, but it is possible to create or attach Declarations, e.g. regarding the applicant's right to the invention.

- End of Module 6 -